



COMMUNITY EQUITY PROFILE:

TRANSPORTATION

Inclusive Dubuque launched the Community Equity Profile in February 2015 in an effort to discover how diverse groups are affected by various systems throughout the community. Diverse groups are defined not just by race, but also age/generation, culture, disability, gender, nationality, religion, sexual orientation, socioeconomic status, veteran status and more.

This snapshot, along with the final equity profile, will take shape based on three types of input: local data; feedback from community members through dialogues and surveys; and focus area specialists, who are individuals working in each focus area.

How can you get involved?

1. Share your perspective at a community dialogue
2. Respond to the online survey if you cannot attend a dialogue
3. Spread the word by bringing a friend to the dialogues or sharing the survey link

Visit www.inclusivedbq.org to see upcoming community dialogue dates and to take the online survey.

This snapshot of transportation, the sixth of seven focus areas for the equity profile, is meant to provide a preview of what we have learned so far. This is not a complete representation of all the data and information gathered. The final equity profile will be completed this fall and will include additional information. To see additional demographics of Dubuque, visit www.inclusivedbq.org.

The Data:

Housing and transportation are considered affordable when they comprise

<45%

of a household's income.

In Dubuque, the average cost of housing and transportation for a household is

47%
of its income.

Source: Housing and Transportation Affordability Index, Center for Neighborhood Technology

Location Efficiency Metrics

0%

Percent of location efficient neighborhoods

Source: Housing and Transportation Affordability Index, Center for Neighborhood Technology

- ▶ This statistic exemplifies places that are compact, close to jobs and services, with a variety of transportation choices. This allows people to spend less time, energy and money on transportation. According to the index, Dubuque has 0% of location efficient neighborhoods. This could cause a problem for those who may rely on public transportation as their only means of travel, especially since public transportation hours and routes are limited in Dubuque.

Neighborhood Characteristic Scores (state 1-10, 1 being a low score and 10 being a high score)

City of Dubuque

Job Access

6.1

High access to a variety of jobs

Transit Access

3.3

Car-dependent with limited access to public transportation

Compact Neighborhood

4.1

Moderate density and walkable

Source: Housing and Transportation Affordability Index, Center for Neighborhood Technology

Average Annual Transportation Costs

City of Dubuque

\$12,310

Annual Transportation Costs

Source: Housing and Transportation Affordability Index, Center for Neighborhood Technology

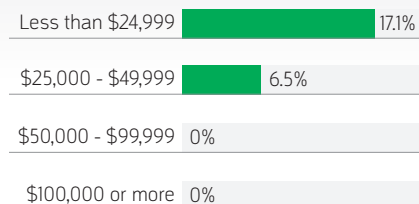
- ▶ In dispersed areas like Dubuque (as noted in the low transit access and compact neighborhood scores above), people need to own more vehicles and rely upon driving them farther distances which also drives up the cost of living.

How can we make **TRANSPORTATION MORE ACCESSIBLE AND AFFORDABLE** in our community?

From the Survey:

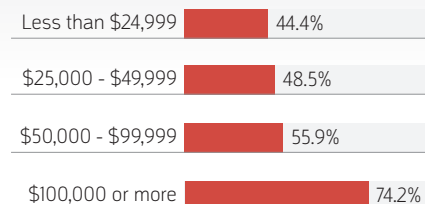
Percentage of Respondents who use Public Transportation as Their Most Frequent Method of Travel

(by household income)



Percentage of Respondents who Agree that Dubuque Offers Quality Public Transportation

(by household income)



- ▶ Those who have lived in Dubuque less than five years are less likely to believe Dubuque offers quality public transportation (36.59%), compared to those who have been here more than 10 years (66.36%).
- ▶ The top three concerns that respondents had regarding transportation were bicycle safety (51.33%), pedestrian safety (50%) and public transportation hours of operation (40.14%).

July Bus Fares

City of Dubuque

Full fare (ages 18 – 64): \$1.50
Half fare (ages 65+ or presenting a Medicare Card): \$0.75
Students (K-8): Free
Students (9-12) with school ID: Free
Students with current ID from Clarke, University of Dubuque or Loras: Free
Paratransit fares (MiniBus): \$3.00 per one way trip

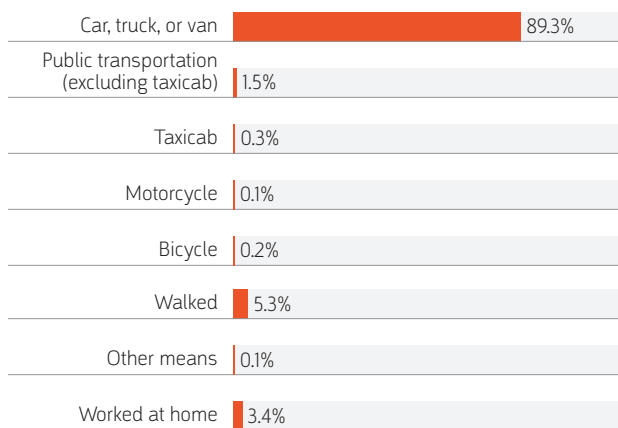
Cost of Dubuque Public Transportation

Survey Results

As it relates to public transportation in Dubuque, I have concerns about the cost of public transportation:	Agree or strongly agree	25.9%
	Neither agree or disagree	32.7%
	Disagree or strongly disagree	25.9%

Means of Transportation - Workers 16 Years and Older (U.S. Census)

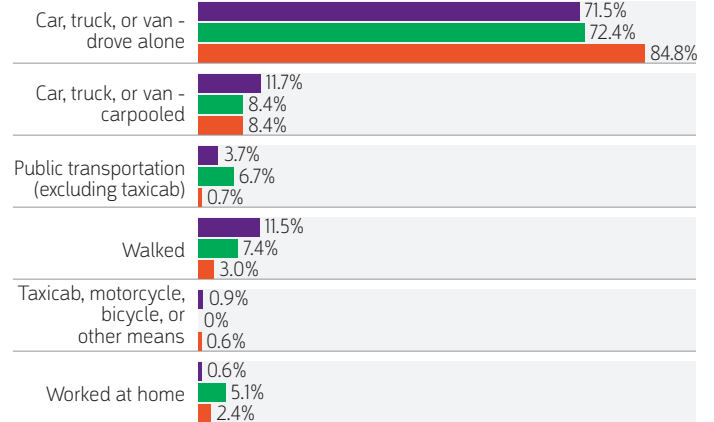
City of Dubuque



Source: 2009-2013 American Community Survey 5-year estimates

Means of Transportation to Work by Poverty Status - Workers 16 Years and Older (U.S. Census)

City of Dubuque



■ Below 100 percent of the poverty level
■ 100 to 149 percent of the poverty level
■ At or above 150 percent of the poverty level

Source: 2009-2013 American Community Survey 5-year estimates

From the Dialogues:

- ▶ Dialogue attendees discussed that important destinations are not accessible from the bus route, such as the social security office, which is on the west end.
- ▶ Attendees discussed that many of the bus stops do not have shelters or seating, which could be a barrier to those who are waiting for the bus for an extended period of time.
- ▶ Some dialogue attendees had trouble relying on the bus because it would arrive either too early or too late to be dependable.
- ▶ For those who depend on the bus for transportation, the limited hours of operation offer a small time frame for transportation to work, grocery shopping, etc. Similarly, for those who work second or third shifts, public transportation is not an option because it does not run during these times.
- ▶ Many dialogue attendees felt that Dubuque was not a bicycle-friendly community. Bicyclists do not feel safe as there are limited bike lanes around the community.

How can we ensure that important service providers in the community are located NEAR TRANSPORTATION ROUTES and EASILY ACCESSIBLE?

INCLUSIVE DUBUQUE NETWORK PARTNERS

365 Ink
4 the People, Inc.
Alliant Energy
Children of Abraham
City of Dubuque
Clarke University
Community Foundation of Greater Dubuque
Diamond Jo Casino
Dubuque Area Chamber of Commerce
Dubuque Area Congregations United
Dubuque Area Convention and Visitors Bureau
Dubuque Area Labor Management Council
Dubuque Community School District
Dubuque Community YMCA and YWCA
Dubuque Franciscans
Dubuque Racing Association
Farrell's Extreme Bodyshaping
Greater Dubuque Development Corporation
Hillcrest Family Services
IBM
Iowa State University Extension and Outreach
John Deere Dubuque Works
Julien's Journal
Kendall Hunt Publishing Company
Loras College
Medical Associates
Mercy Medical Center
Multicultural Family Center
Mystique Casino
NAACP - Dubuque Branch
NAMI Dubuque
Northeast Iowa Community College
Progressive Processing LLC
Proudly Accessible Dubuque
Prudential
Sisters of Charity, BVM
St. Mark Youth Enrichment
TH Media
Tri-State Independent Physicians
United Way of Dubuque Area Tri-States
UnityPoint Health Finley Hospital
University of Dubuque
University of Wisconsin-Platteville

COMMUNITY PARTICIPATION: TRANSPORTATION

Attended a
Community Dialogue:

56

Completed
a Survey:

169

At Dialogues:

56

Online:

113

COMMUNITY EQUITY PROFILE COMMITTEE

Alvin Nash, City of Dubuque
Art Roche, Mercy Medical Center
Dr. Liang Chee Wee, Northeast Iowa Community College
Eric Dregne, Community Foundation of Greater Dubuque
Erica Haugen, City of Dubuque
Erica Ysquierdo, Inclusive Dubuque
Jessica Pfohl, Inclusive Dubuque
Kelly Larson, City of Dubuque
Mark Dalsing, City of Dubuque
Marla Loecke, IowaWORKS
Nikki Breitsprecker, City of Dubuque
Peggy Murray, IowaWORKS
Rachel Dilling, Community Foundation of Greater Dubuque
Shirley Horstman, Dubuque Community School District
Tiye Sherrod, University of Dubuque
Willie Slayden, 4 The People, Inc.
Katrina Neely Farren-Eller, Inclusive Dubuque

Thank you to our generous funders who have supported Inclusive Dubuque's efforts to engage and inform the Dubuque community through the community equity profile.

City of Dubuque
Community Foundation of Greater Dubuque
Dubuque Area Chamber of Commerce
Dubuque Racing Association
Greater Dubuque Development Corporation
IBM
John Deere
Mercy Medical Center
Mystique Casino
Northeast Iowa Community College

Thank you to all our host organizations, facilitators and scribes who have generously donated their time and facilities to assist with the community dialogues. To see a complete listing of individuals and organizations, visit www.inclusivedbq.org.