

INCLUSIVE DUBUQUE NETWORK PARTNERS

365 Ink
 4 the People, Inc.
 Alliant Energy
 Children of Abraham
 City of Dubuque
 Clarke University
 Community Foundation of Greater Dubuque
 Diamond Jo Casino
 Dubuque Area Chamber of Commerce
 Dubuque Area Congregations United
 Dubuque Area Convention and Visitors Bureau
 Dubuque Area Labor Management Council
 Dubuque Community School District
 Dubuque Community YMCA and YWCA
 Dubuque Franciscans
 Dubuque Racing Association
 Farrell's Extreme Bodyshaping
 Greater Dubuque Development Corporation
 Hillcrest Family Services
 IBM
 Iowa State University Extension and Outreach
 John Deere Dubuque Works
 Julien's Journal
 Kendall Hunt Publishing Company
 Loras College
 Medical Associates
 Mercy Medical Center
 Multicultural Family Center
 Mystique Casino
 NAACP - Dubuque Branch
 NAMI Dubuque
 Northeast Iowa Community College
 Progressive Processing LLC
 Proudly Accessible Dubuque
 Prudential
 Sisters of Charity, BVM
 St. Mark Youth Enrichment
 TH Media
 Tri-State Independent Physicians
 United Way of Dubuque Area Tri-States
 UnityPoint Health Finley Hospital
 University of Dubuque
 University of Wisconsin-Platteville

COMMUNITY PARTICIPATION: SAFE NEIGHBORHOODS

Attended a
Community Dialogue:

95

Completed
a Survey:

252

At Dialogues:

85

Online:

167

COMMUNITY EQUITY PROFILE COMMITTEE

Alvin Nash, City of Dubuque
 Art Roche, Mercy Medical Center
 Dr. Liang Chee Wee, Northeast Iowa Community College
 Eric Dregne, Community Foundation of Greater Dubuque
 Erica Haugen, City of Dubuque
 Erica Ysquierdo, Inclusive Dubuque
 Jessica Pfohl, Inclusive Dubuque
 Kelly Larson, City of Dubuque
 Mark Dalsing, City of Dubuque
 Marla Loecke, IowaWORKS
 Nikki Breitsprecker, City of Dubuque
 Peggy Murray, IowaWORKS
 Rachel Dilling, Community Foundation of Greater Dubuque
 Riley Kilburg, Community Foundation of Greater Dubuque
 Shirley Horstman, Dubuque Community School District
 Tiye Sherrod, University of Dubuque
 Willie Slayden, 4 The People, Inc.

Thank you to our generous funders who have supported Inclusive Dubuque's efforts to engage and inform the Dubuque community through the community equity profile.

City of Dubuque
 Community Foundation of Greater Dubuque
 Dubuque Area Chamber of Commerce
 Dubuque Racing Association
 Greater Dubuque Development Corporation
 IBM
 John Deere
 Mercy Medical Center
 Mystique Casino
 Northeast Iowa Community College

Thank you to all our host organizations, facilitators and scribes who have generously donated their time and facilities to assist with the community dialogues. To see a complete listing of individuals and organizations, visit www.inclusivedbq.org.



COMMUNITY EQUITY PROFILE:

SAFE NEIGHBORHOODS

Inclusive Dubuque launched the Community Equity Profile in February 2015 in an effort to discover how diverse groups are affected by various systems throughout the community. Diverse groups are defined not just by race, but also age/generation, culture, disability, gender, nationality, religion, sexual orientation, socioeconomic status, veteran status and more.

This snapshot, along with the final equity profile, will take shape based on three types of input: local data; feedback from community members through dialogues and surveys; and focus area specialists, who are individuals working in each focus area.

How can you get involved?

1. Share your perspective at a community dialogue
2. Respond to the online survey if you cannot attend a dialogue
3. Spread the word by bringing a friend to the dialogues or sharing the survey link

Visit www.inclusivedbq.org to see upcoming community dialogue dates and to take the online survey.

INCLUSIVE dubuque
 Connecting People • Strengthening Community

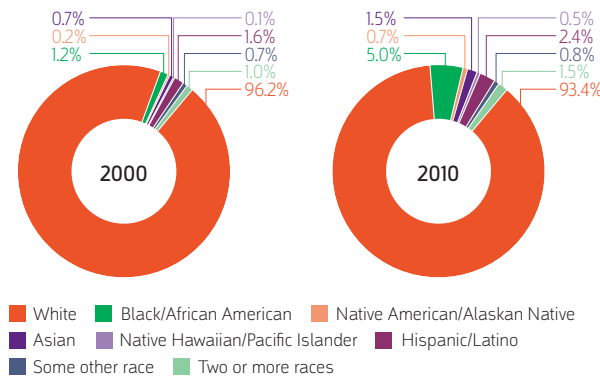
This snapshot of safe neighborhoods, the fifth of seven focus areas for the equity profile, is meant to provide a preview of what we have learned so far. This is not a complete representation of all the data and information gathered. The final equity profile will be completed this fall and will include additional information. To see additional demographics of Dubuque, visit www.includedbq.org.

In addition to reducing crime, what else can be done to make OUR COMMUNITY MORE SAFE?

The Data:

Racial Composition

City of Dubuque



Source: U.S. Census
 Note: In combination with one or more of the other races listed. The six numbers may add to more than the total population, and the six percentages may add to more than 100 percent because individuals may report more than one race.

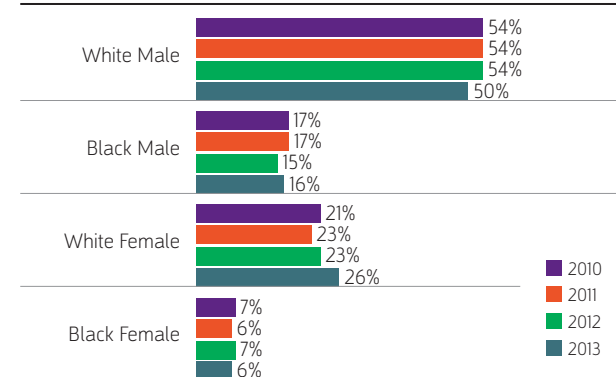
Police Force Demographics

City of Dubuque

	February 2000	June 2015
Actual Strength	87	104
White Males	79 (90.8%)	91 (87.5%)
White Females	7 (8%)	8 (7.6%)
Hispanic Males	1 (1.1%)	2 (1.9%)
Hispanic Females	0 (0%)	1 (.96%)
African-American/Black Males	0 (0%)	2 (1.9%)

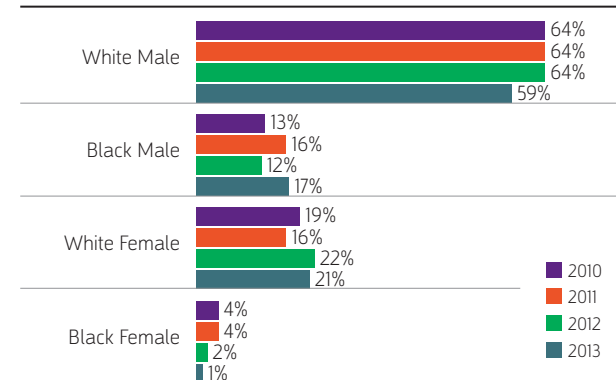
Arrests in Dubuque

Local arrest data only reported White and Black race options. Note that this means that all other races/ethnicities would be included in the "White" category.

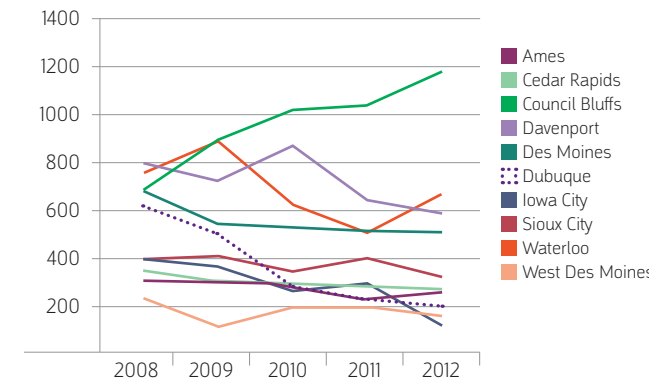


Drug Charges in Dubuque

Local arrest data only reported White and Black race options. Note that this means that all other races/ethnicities would be included in the "White" category.



FBI Uniform Crime Rates - Violent Crime Rate (per 100,000 people)



FBI Uniform Crime Rates - Property Crime Rate (per 100,000 people)



► The violent crime rate consistently decreased in Dubuque from 2008-2012, compared to other Iowa communities where most stayed stagnant or increased. The rate of property crime in Dubuque increased slightly over that five year period.

Racial Disparities in Marijuana Possession Arrests (2010)

Times more likely Blacks arrested than Whites

State of Iowa	8.3x
Dubuque County	10.0x
Woodbury County	8.1x
Johnson County	7.8x
Linn County	7.3x
Clinton County	7.3x

Source: FBI/Uniform Crime Reporting Program Data and U.S. Census Data

► According to this study, completed by the American Civil Liberties Union, Iowa was the state with the highest disparity across the nation, with Blacks being 8.34 times more likely to be arrested for marijuana possession.

► According to the National Household Survey on Drug Abuse and Health (2001-2010), despite the pronounced disparities in arrest rates of Whites and Blacks for marijuana possession, rates of marijuana use and non-use between Whites and Blacks nation-wide are roughly equal. For instance in 2010, 14% of Blacks and 11.6% of Whites reported using marijuana in the past year.

How is EQUITY REFLECTED IN THE CRIME RATES for different groups in Dubuque?

From the Survey:

- 72.12% of survey respondents Dubuque is a safe place to live, and 82.01% felt their neighborhood was a safe place to live.
- 1/3 of Black survey respondents agreed or strongly agreed with the statement: "As it relates to safe neighborhoods in Dubuque, I have concerns with discrimination."
- Theft and property damage were the areas of highest concern for respondents.
- In general, individuals who have lived in Dubuque 11 years or more had more concern over safety issues than those who have lived in Dubuque 10 years or less.

From the Dialogues:

- Those who do not live downtown perceive it to be a dangerous area (while 68.75% of survey respondents who live downtown believe their neighborhood to be safe.)
- Similar to survey participants, dialogue attendees who have lived in Dubuque longer had greater concerns over safety issues than those who are newer to the community;
- newcomers felt that Dubuque was a safe place to live. (According to the data, violent crime rates decreased every year from 2008 to 2012.)
- Dialogue attendees associated areas with high concentrations of rental properties and poverty with being areas that are not safe.
- Women discussed a greater concern for safety during the dialogues, including concerns about physical and sexual assault.
- Many dialogue participants noted that they felt Dubuque was a safe place to live and that most of the crime is perceived to be between individuals who know each other rather than random acts of violence that affect community members.